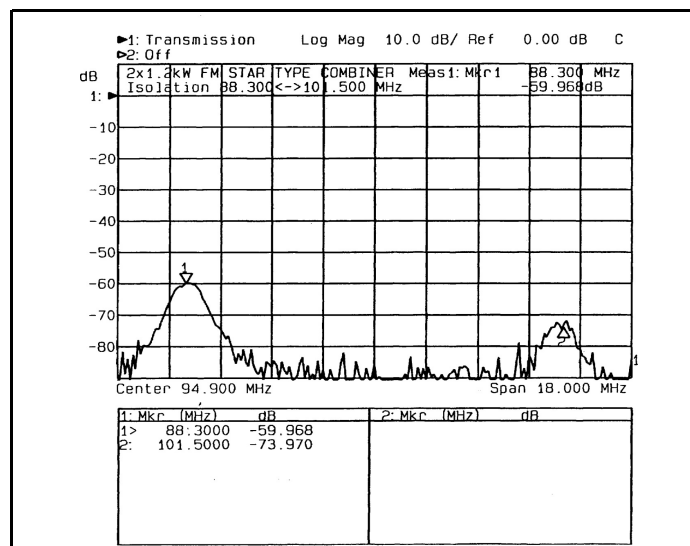
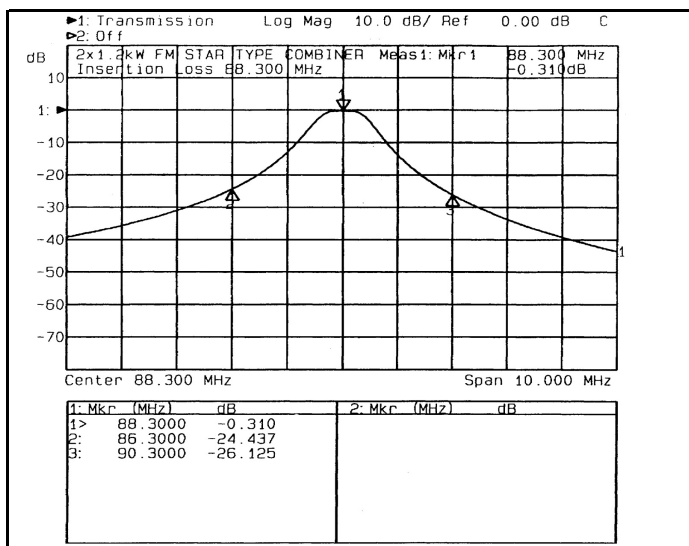
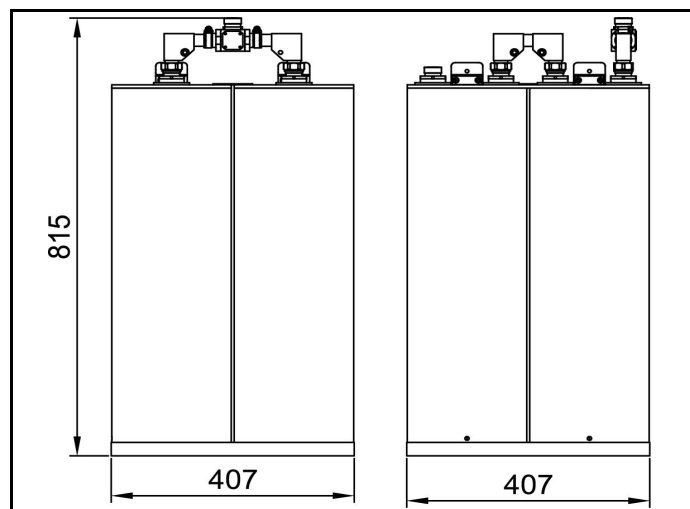


PART NUMBER: 20071-S2

TITLE: 2x1.2kW DOUBLE CAVITY BAND PASS FILTER STAR COMBINER



ELECTRICAL CHARACTERISTICS	
Frequency Range (MHz)	87.5 ÷ 108
Insertion Loss by channels (dB)	< 0.5
Return loss by channels (dB)	> 26
Input/output impedance (Ohm)	50
Min. distance between channels (MHz)	2
Insulation between channels (dB)	> 30
Maximum channel input power (W)	1200
Maximum output power (W)	2400

MECHANICAL CHARACTERISTICS	
Input connection	DIN 7/16
Output connection	DIN 7/16
Temperature range (C°)	-10 ÷ 50
Weight (kg)	39

(*) Different connectors on request.