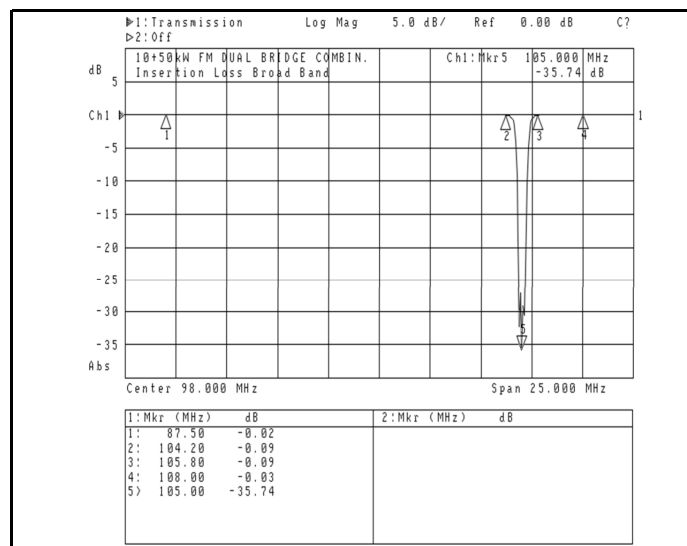
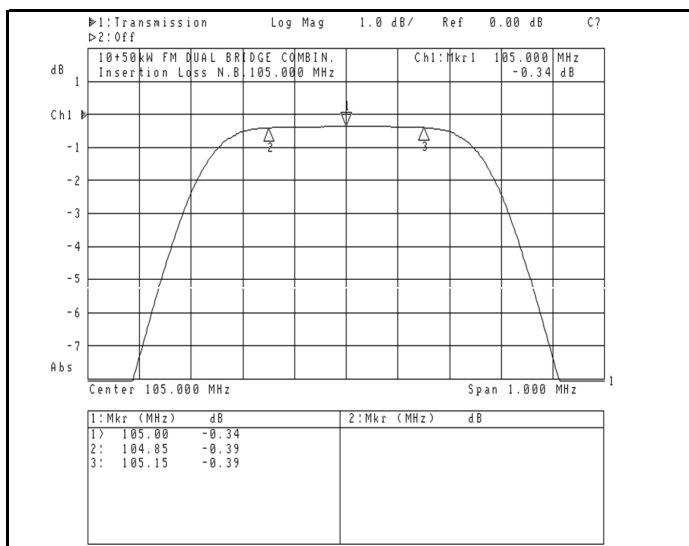
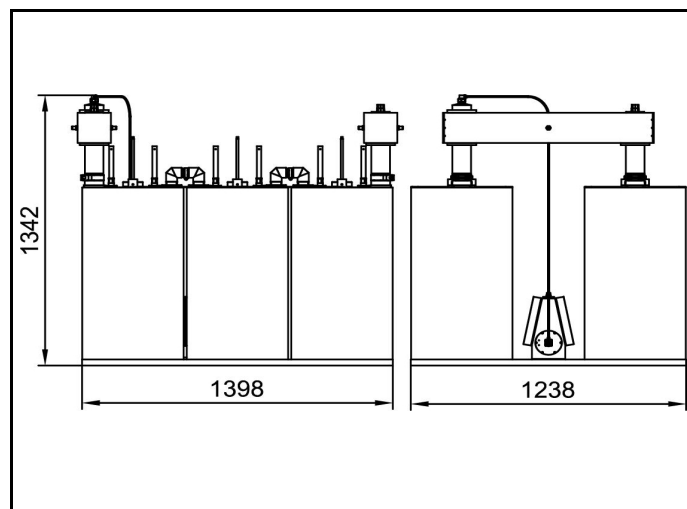
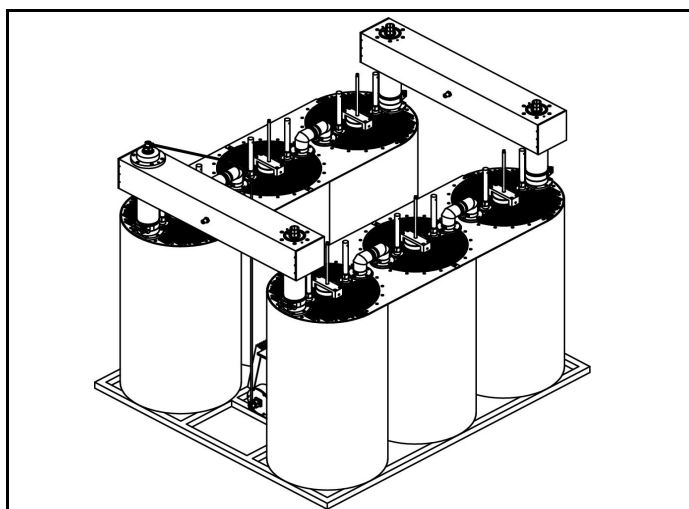


**PART NUMBER:** 20031/3-DP

**TITLE:** 20+30kW COMBINER BRIDGE DIPLEXER (TRIPLE CAVITY)



### ELECTRICAL CHARACTERISTICS

Frequency Range (MHz)	87.5 ÷ 108
N.B. Insertion Loss (dB)	< 0.35
B.B. Insertion Loss (dB)	< 0.2
Min. distance between channels (MHz)	0.8
Insulation NB>BB (dB)	> 40
Insulation BB>NB (dB)	> 40
Return loss by channels (dB)	> 26
Input/Output impedance (Ohm)	50
Narrowband maximum power (W)	20000
Maximum output power (W)	50000

### MECHANICAL CHARACTERISTICS

Input narrowband	EIA 3 1/8"
Input broadband	EIA 3 1/8"
Output	EIA 3 1/8"
Temperature range (C°)	-10 ÷ 50
Weight (kg)	235

(\*) Different connectors on request.