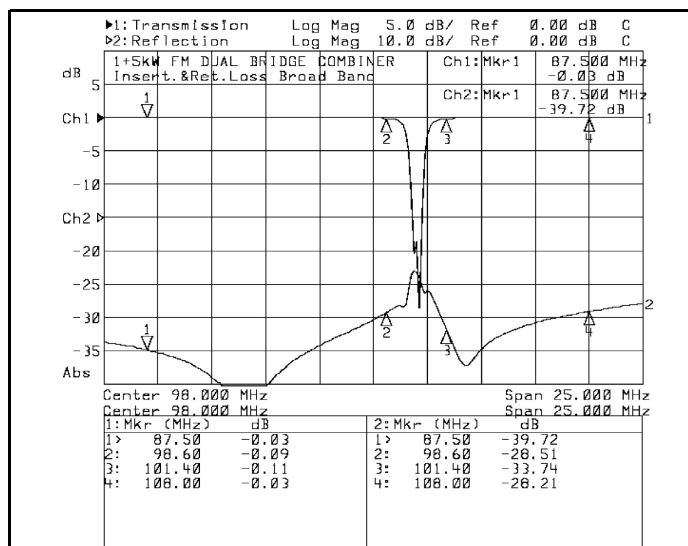
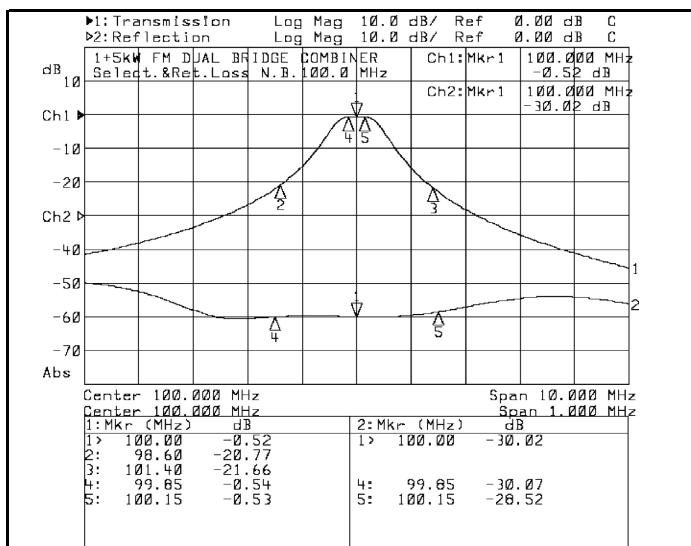
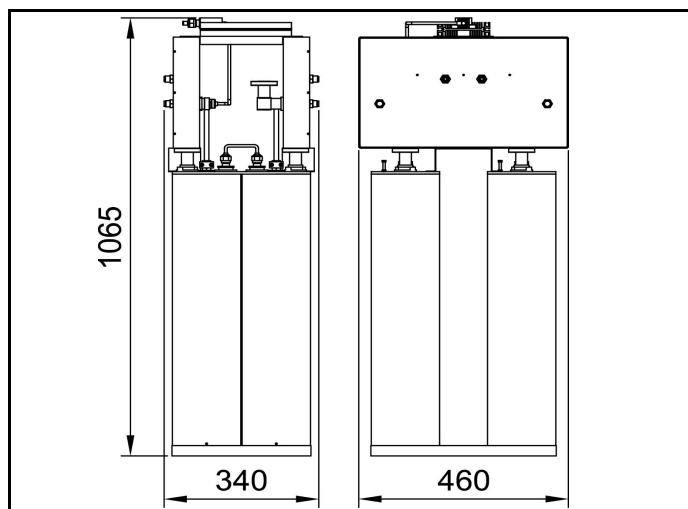


PART NUMBER:

20001-L-DP2

TITLE:

**1+5kW COMBINER BRIDGE DIPLEXER (DOUBLE CAVITY)
COMPACT LINE**



ELECTRICAL CHARACTERISTICS	
Frequency Range (MHz)	87.5 ÷ 108
N.B. Insertion Loss (dB)	< 0.55
B.B. Insertion Loss (dB)	< 0.2
Min. distance between channels (MHz)	1.4
Insulation NB>BB (dB)	> 40
Insulation BB>NB (dB)	> 45
Return loss by channels (dB)	> 26
Input/Output impedance (Ohm)	50
Narrowband maximum power (W)	1000
Maximum output power (W)	6000

MECHANICAL CHARACTERISTICS	
Input narrowband	DIN 7/16
Input broadband	EIA 7/8"
Output	EIA 7/8"
Temperature range (C°)	-10 ÷ 50
Weight (kg)	43

(*) Different connectors on request.